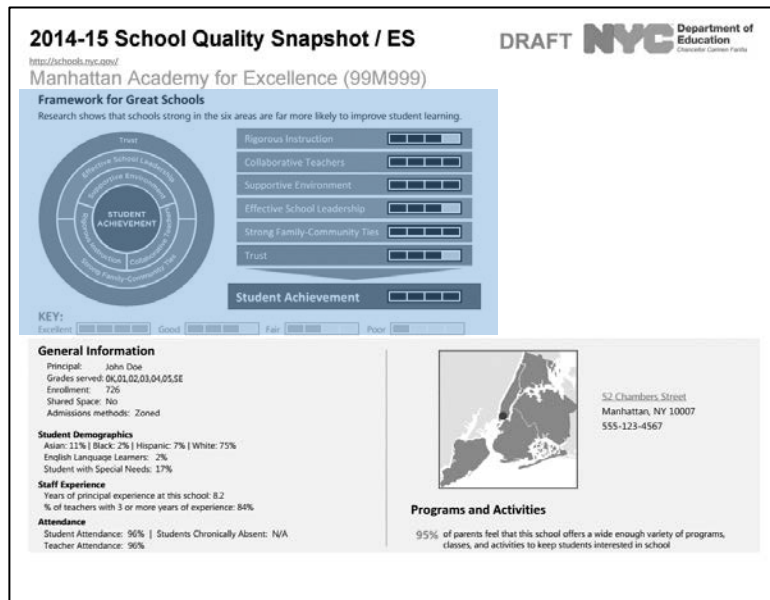


# 2015–16 Family Guide:

## School Quality Snapshot

This Family Guide helps to explain the School Quality Snapshot, using a sample school and data that are not from a real school. To find the School Quality Snapshot for the school that you want to learn more about, visit <http://schools.nyc.gov/Accountability/default>.



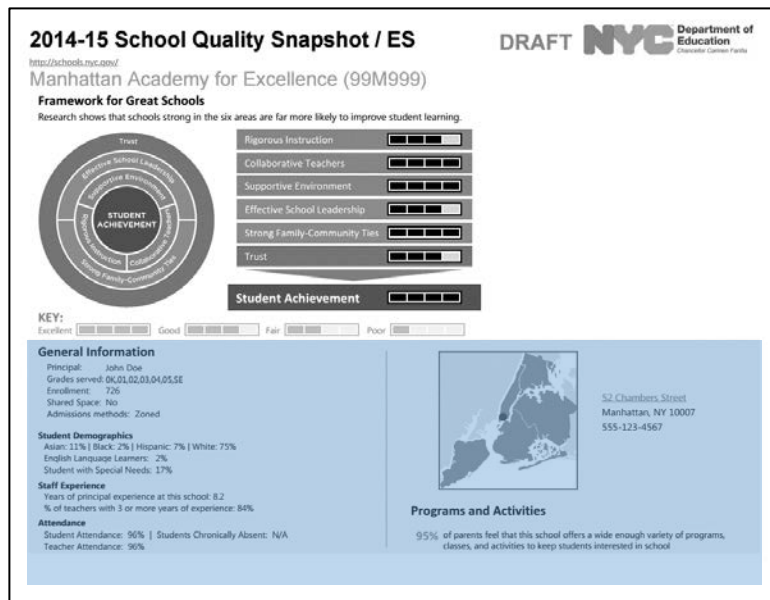
### Framework for Great Schools (Framework for Great Schools)

The Framework for Great Schools organizes NYC’s public schools around the core goal of Student Achievement—helping students get to the next level and succeed. Surrounding that core are the three elements of student support: instructional guidance, teacher empowerment, and student-centered learning. Beyond the classroom, the supports needed are effective school leadership and strong parent-community collaboration, and the element that ties all of these supports together is

trust. To learn more, visit <http://schools.nyc.gov/AboutUs/schools/framework/default.htm>

The first section of the School Quality Snapshot shows how the school rates in each of the six areas that research shows are likely to improve student learning, and a rating for their overall student achievement results:

- **Rigorous Instruction:** Curriculum and instruction are designed to engage students, foster critical thinking skills, and are aligned to the Common Core.
- **Collaborative Teachers:** Teachers participate in opportunities to develop, grow, and contribute to the continuous improvement of the school community.
- **Supportive Environment:** The school establishes a culture where students feel safe, challenged to grow, and supported to meet high expectations.
- **Effective School Leadership:** School leadership inspires the school community with a clear instructional vision and effectively distributes leadership to realize this vision.
- **Strong Family-Community Ties:** The school forms effective partnerships with families and outside organizations to improve the school.
- **Trust:** Relationships between administrators, educators, students, and families are based on trust and respect.
- **Student Achievement:** The school's state test results, including student growth and performance, how students performed in core courses, and how well students are prepared for middle school.




## General Information

This section includes information about the school community, including:

- **Grades Served** are all of the grade levels that students are enrolled in at this school for 2015-16 (PK is Pre-Kindergarten; OK is Kindergarten; SE is Special Education).
- **Shared Space** means that the school shares its building with one or more other schools. Each school is assigned classrooms and hallways to use as its own space, and schools sometimes share special areas such as gyms and libraries.
- **Admission Methods** are the ways in which schools consider and admit students. To find a school near you, please visit: <http://schools.nyc.gov/ChoicesEnrollment>
- **English Language Learners** are students who speak a language other than English at home, who took an initial English test when they entered the New York City school system, and who have been identified as needing extra support to access an excellent education.

Additional information, including a list of available ELL programs in the city, can be found at <http://schools.nyc.gov/Academics/ELL>

- **Students with Special Needs** are students who receive special education services according to their unique needs through an Individualized Education Program (IEP). More information can be found at <http://schools.nyc.gov/Academics/SpecialEducation>
- **Years of Principal Experience at this School** is the number of years that the principal—who is listed at the top of this section, and was the principal on July 1, 2016—has served as a principal at this school. It does not include any years of experience at other schools, or years at this school when they did not serve as principal.
- **% of teachers with 3 or more years of experience** is the percentage of teachers at the school who have had 3 or more years of teaching experience.
- **Student Attendance** is the total days attended for all students, divided by the total days that those students are registered at the school.
- **Students Chronically Absent** is the percentage of students at this school who miss 1 out of 10 school days or more.
- **Teacher Attendance** is the amount of time that all teachers at the school are in attendance or are on an approved leave of absence or other excused absence. Absences from sick and personal days do not count as excused absences. If a teacher is very sick, they sometimes take a medical leave of absence, which counts as an excused leave, but if they use sick days instead, that is not counted as excused, and will lower their school's teacher attendance rate.



## Student Achievement Section (Page 2)

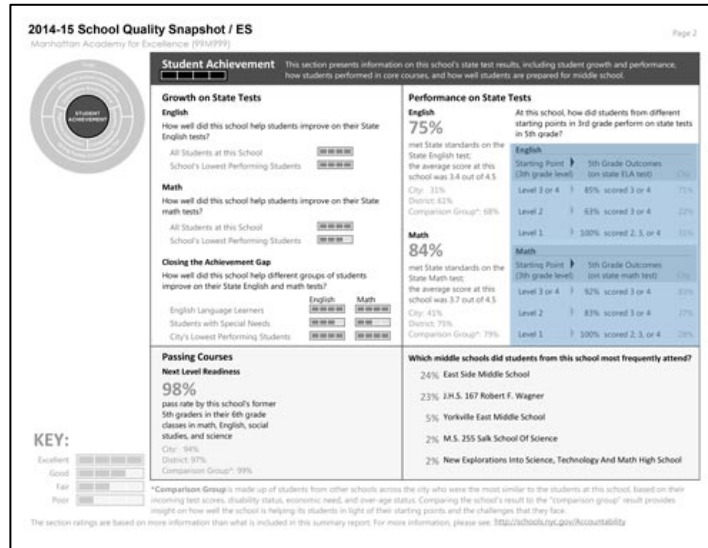
This page shows how well the school did at preparing students for the next level. For Elementary and Middle Schools (Grades PK–08), achievement is measured according to state testing scores and passing core courses in math, English, social studies, and science.

- **City's Lowest Performing Students** are those students with a starting point that was in the lowest third (1/3) of all the students in their grade across the city.
- **"...met State standards..."** means that students achieved a "performance level" of 3 or higher on their state test. To learn more about these tests, visit <http://schools.nyc.gov/Accountability/resources/testing/default.htm>
- **Next Level Readiness** shows how many of this school's 5th Grade students from the previous year (2014-15) passed their core 6th grade classes in math, English, social studies, and science (in 2015-16) at whichever middle or secondary school they attended next.

- **Growth on State Tests** shows whether students improved and performed better than expected based on their initial proficiency levels. A high rating means that students at this school made greater improvements than other students across the city who started at similar levels.
- **School's Lowest Performing Students** are those students with a starting point that was in the lowest third (1/3) of all the students in their grade at their school.
- **Closing the Achievement Gap** measures how well the school helped higher need students—English Language Learners, Students with Disabilities, and Students who scored in the lowest third citywide on state tests in 2015 – improve on their State English and math tests.

## All Schools

- Starting Point and Outcomes**—these tables show how many students who started off with different performance levels on state tests (their "Starting Point") achieved at or above that level in this school. The percentage provided can be compared to the numbers under “City,” which show the results for the same year across all students with these starting points in NYC.



- City:** and **District:** are the performance results across NYC, and across the Community School District that this school is a part of.
- Comparison Group** is made up of students from other schools across the city who were the most similar to the students at this school, based on their incoming test scores, disability status, economic need, and over-age status. Comparing the school's result to the "comparison group" result provides insight on how well the school is helping its students in light of their starting points and the challenges that they face.

## Framework Element Sections (Pages 3-4)

The ratings for each of the Framework for Great Schools elements include the results of the school's Quality Review (Page 3), and NYC School Survey (Pages 3 and 4).

- Quality Review:** Schools across NYC receive a one or two day school visit by an experienced educator who visits classrooms, talks with parents, students, teachers, and school leaders, evaluates how well the school is organized to support student achievement. To learn more, visit <http://schools.nyc.gov/Accountability/tools/review>
- NYC School Survey:** Every year, all parents, teachers, and students in grades 6–12 take the NYC School Survey. Last year, over 950,000 NYC parents, students, and teachers provided feedback on their school's learning environment through the survey. The survey is aligned to the Framework for Great Schools, and collects important information about a school's ability to improve student achievement by measuring how strong the school is on these elements according to the community. To learn more, visit <http://schools.nyc.gov/Accountability/tools/survey>.
- Survey Response Rate:** Survey participation varies from school to school, and each school's response rate is noted on page 3 and 4 of the School Quality Snapshot. Students in grades K through 5 are not surveyed, but parents with students in those grades and teachers of those grades are.
- Survey:** These numbers show how many teachers, parents, and students responded positively to all questions related to this part of the Framework.
- Selected Questions:** These numbers show the percentage of teachers and parents who responded positively on the questions listed. There are many other survey questions and responses that can be viewed <http://schools.nyc.gov/Accountability/tools/survey>.

